




PLANT MODIFICATION				Plant Mod. No. <u>1126-SW-L (DMP1)</u>			
				Rev. No. <u>0</u>			
BILL OF MATERIAL				Page No. <u>C2.2.6-1</u>			

B/M	REVISIONS						NOTES
SH. #	A	B	C	D	E	F	
DATE:	24.5.2016	1.7.2016					
PREPARED: M. Stanko							
CHECKED: V. Šimič							
APPROVED: M. Debeljak							1. SR: Safety Related 2. NSR: Non Safety Related

SW DESILTING CONTROL PANEL EE106PNL805 EQUIPMENT							
ITEM	QUAN	PART DESCRIPTION	PART/STOCK NUMBER	PART CLSIF		SPEC	REQUEST FOR P.O.
				NSR	NNSR		
1.	1 pc	STOP PULL OUT – AUTO – START, type W-2 switch 3-position spring return to center, pistol grip fixed handle, ELECTROSWITCH	S#508A162G01		X		
2.	1 pc	DISABLED - ENABLED, type OT2 switch 2-position maintained, standard handle, ELECTROSWITCH	OT2S1A		X		
3.	1 pc	EZC Minalite, 125 VDC, Green	449D187G24		X		
4.	1 pc	EZC Minalite, 125 VDC, White	449D187G34		X		
5.	1 pc	EZC Minalite, 125 VDC, Red	449D187G14		X		
6.	1 pc	EZC Minalite, 110 VAC, Green	449D187G23		X		
7.	1 pc	EZC Minalite, 110 VAC, Red	449D187G13		X		
8.	2 pcs	EZC Minalite, 110 VAC, Amber	449D187G53		X		
9.	1 pc	Contactor, size 0, poles 3, 18A, coil 110VAC, EATON	A201K0CA		X		

PLANT MODIFICATION				Plant Mod. No. <u>1126-SW-L (DMP1)</u>			
				Rev. No. <u>0</u>			
BILL OF MATERIAL				Page No. <u>C2.2.6-2</u>			




B/M	REVISIONS						NOTES
SH. #	A	B	C	D	E	F	
DATE:	24.5.2016	1.7.2016					
PREPARED: M. Stanko		<i>M. Stanko</i>					
CHECKED: V. Šimič		<i>V. Šimič</i>					
APPROVED: M. Debeljak		<i>M. Debeljak</i>					1. SR: Safety Related 2. NSR: Non Safety Related

SW DESILTING CONTROL PANEL EE106PNL805 EQUIPMENT							
10.	1 pc	Auxiliary contacts, size 0, 2NO, EATON	C320KGS4		X		
11.	1 pc	Auxiliary contacts, size 0, 1NO-1NC, EATON	C320KGS3		X		
12.	1 pc	Relay overload for type A200 starters, size 00, 0, 1, 0.29A -27A, pole:3, EATON	AN13P		X		
13.	3 pcs	Heater overload for type A200 starters, 1.96A–2.15A, EATON	FH24		X		
14.	4 pcs	Time delay relay 2-20ces, 125VDC, Agastat	7014PC		X		
15.	1 pcs	Time delay relay 2-20ces, 110VAC, Agastat	7014AC		X		
16.	1 pc	Aux relay 110VAC, 2NO + 2NC contacts, EATON	AR422AR		X		
17.	1 pcs	Aux relay 125VDC, 2NO + 2NC contacts, EATON	ARD422UR		X		
18.	2 pcs	Aux relay 125VDC, 4NO contacts, EATON	ARD440UR		X		
19.	1 pc	Cabinet 800 x 1200 x 400, RITTAL with installation set for wall mounting	5117.500		X		

PLANT MODIFICATION				Plant Mod. No. <u>1126-SW-L (DMP1)</u>			
				Rev. No. <u>0</u>			
BILL OF MATERIAL				Page No. <u>C2.2.6-3</u>			

B/M	REVISIONS						NOTES
SH. #	A	B	C	D	E	F	
DATE:	24.5.2016	1.7.2016					
PREPARED: M. Stanko							
CHECKED: V. Šimič							
APPROVED: M. Debeljak							

1. SR: Safety Related  
2. NSR: Non Safety Related

SW DESILTING CONTROL PANEL EE106PNL805 EQUIPMENT							
20.	1 pc	Transformer 400/110VAC, 150VA	TVTR-150-D		X		
21.	40pcs	Terminal blocks, WEIDMUELER	WDU6		X		
22.	1pcs	Fuse housing, BUSSMANN	BM6031PQ		X		
23.	1pcs	Fuse 3A, BUSSMANN			X		
24.	1 pc	Power supply unit Input: 220VAC (85-264VAC) Output: 24VDC; 3,75A Manufacturer: Traco Power Model: TSL-030-124	Traco Power TSL-030-124		X		
25.	20 m	Vezni vodnik SIS 14 AWG			X		
26.	5 m	Vezni vodnik SIS 10 AWG			X		
27.	1 pcs	Aux relay 125VDC 8A, 2 CO contacts, FINDER	48.52		X		
28.	3 pcs	Push button, black, 1NO contact 110VAC, 1A			X		
29.	1 pc	Power supply unit Input: 110VAC (88-264VAC) Output: 24VDC; 1,8A Manufacturer: RTK Instruments	TR-A-40-24		X		

## PLANT MODIFICATION

Plant Mod. No. 1126-SW-L (DMP1)

Rev. No. 0

## BILL OF MATERIAL

Page No. C2.2.6-4

B/M SH. #		REVISIONS						NOTES	
		A	B	C	D	E	F		
DATE:		24.5.2016	1.7.2016					1. SR: Safety Related 2. NSR: Non Safety Related	
PREPARED: M. Stanko			<i>ut/B</i>						
CHECKED: V. Šimič			<i>M</i>						
APPROVED: M. Debeljak			<i>M</i>						
<b>SW DESILTING CONTROL PANEL EE106PNL805 EQUIPMENT</b>									
30.	1 pc	Annunciator Betalarm 4, Common relays – refresh output, QUALITROL 2Hx5W, Large window 6x6cm, 1 Aux relay output per point, 24VDC field contact			Betalarm 4-3-2Hx5W-1-1-0-0-0-0-1			X	